



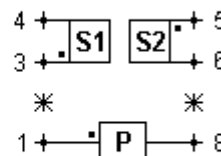
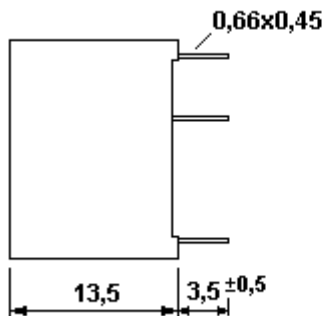
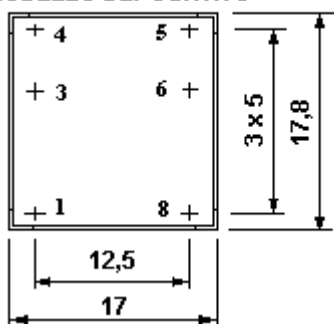
Technical specification: 109215
Specifica Tecnica:

Drawing code: DT01
Codice disegno:
Sheet N° 1/1
Foglio:

Ordering code: 109215-
Codice d'acquisto:

www.sirio-ic.it

PATENT PENDING
MODELLO DEPOSITATO



Pins side view
 Vista lato pin

Values in mm - Misure espresse in mm

Turns ratio Rapporto spire	1 : 1,2 : 1,2
Transfer area @ Bmax, 25°C Area di trasferimento @ Bmax, 25°C	150 µVs
Primary inductance Induttanza primario	1,29 mH
Primary leakage inductance (S1,S2 in s.c.) Induttanza dispersa (S1,S2 in c.c.)	3 µH
P/S coupling capacity Capacità di accoppiamento P/S	20 pF
Primary winding resistance Resistenza avvolgimento primario	P: 430 mΩ
Secondary windings resistance Resistenza avvolgimenti secondari	S1: 440 mΩ S2: 600 mΩ
Working voltage Tensione di lavoro	750 Vrms
P/S1/S2 insulation voltage Isolamento P/S1/S2	4 kVrms 50 Hz 1'
Max. internal operating temperature Massima temperatura interna	100°C

Made according to **IEC950** standard.
 Costruito in accordo alla norma **IEC950**.

Final Inspections:

Parametri Garantiti al Collaudo:

N°	Parameters Parametri	Values Valori	U.M.	Limits Limiti	Type of inspection Tipo di ispezione
1	Primary inductance Induttanza primario	1,29	mH	± 30%	100% of pieces 100% dei pezzi
2	Turns ratio Rapporto spire			O.k.	100% of pieces 100% dei pezzi
3	Polarity Polarità			O.k.	100% of pieces 100% dei pezzi
4	P/S1+S2 insulation voltage Isolamento P/S1+S2	4 kVrms 50 Hz 3''		O.k.	100% of pieces 100% dei pezzi
5	S1/S2 insulation voltage Isolamento S1/S2	4 kVrms 50 Hz 3''		O.k.	100% of pieces 100% dei pezzi

Rev.: 02 Date: 27-02-2009
 Data:

Prepared
 U.T. *G. Repato*

Checked
 C.Q. *A. Punari*

Approved
 Visto *M. Finil*